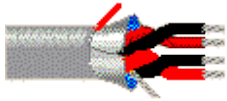


## 9512 Multi-Conductor - 300V Power-Limited Tray Cable



### Description:

22 AWG pairs stranded (7x30) tinned copper conductors, twisted pairs, PVC insulation, overall Beldfoil® shield (100% coverage), PVC jacket.

### Physical Characteristics (Overall)

#### Conductor

##### AWG:

# Pairs	AWG	Stranding	Conductor Material
2	22	7x30	TC - Tinned Copper

#### Insulation

##### Insulation Material:

Insulation Material	Dia. (in.)
F-R PVC - Flame Retardant Polyvinyl Chloride	.062

#### Outer Shield

##### Outer Shield Material:

Outer Shield Trade Name	Type	Outer Shield Material	Coverage (%)
Beldfoil®	Tape	Aluminum Foil-Polyester Tape	100

##### Outer Shield Drain Wire AWG:

AWG	Stranding	Drain Wire	Conductor Material
22	7x30		TC - Tinned Copper

#### Outer Jacket

##### Outer Jacket Material:

Outer Jacket Material	Nom. Wall Thickness (in.)
F-R PVC - Flame Retardant Polyvinyl Chloride	.042

Outer Jacket Ripcord: Yes

### Overall Cabling

Overall Nominal Diameter: 0.310 in.

### Pair

##### Pair Color Code Chart:

Number	Color
1	Black & Red and Numbered
2	Black & Red and Numbered

### Mechanical Characteristics (Overall)

Operating Temperature Range: -30°C To +105°C

UL Temperature Rating: 105°C

Bulk Cable Weight: 37 lbs/1000 ft.

Max. Recommended Pulling Tension: 46 lbs.

Min. Bend Radius (Install)/Minor Axis: 3 in.

### Applicable Specifications and Agency Compliance (Overall)

#### Applicable Standards & Environmental Programs

## 9512 Multi-Conductor - 300V Power-Limited Tray Cable

NEC/(UL) Specification:	PLTC, ITC, CMG
CEC/C(UL) Specification:	CMG
EU CE Mark:	Yes
EU Directive 2000/53/EC (ELV):	Yes
EU Directive 2002/95/EC (RoHS):	Yes
EU RoHS Compliance Date (mm/dd/yyyy):	04/01/2005
EU Directive 2002/96/EC (WEEE):	Yes
EU Directive 2003/11/EC (BFR):	Yes
CA Prop 65 (CJ for Wire & Cable):	Yes
MII Order #39 (China RoHS):	Yes

### Flame Test

UL Flame Test:	UL1685 FT4 Loading
C(UL) Flame Test:	FT4
IEEE Flame Test:	1202
ICEA Flame Test:	T-29-520

### Suitability

Suitability - Indoor:	Yes
Suitability - Outdoor:	Yes
Suitability - Burial:	Yes
Sunlight Resistance:	Yes

### Plenum/Non-Plenum

Plenum (Y/N):	No
---------------	----

### Surface Printing (Overall)

Surface Printing:	LEGEND: BELDEN XXXX E34972 2PR22 SHIELDED (UL) CMG 105C OR PLTC OR ITC SUN RES DIR BUR OR AWM 2464 80C 300V OR C(UL)
-------------------	--

### Electrical Characteristics (Overall)

#### Nom. Inductance:

Inductance (µH/ft)

#### Nom. Capacitance Conductor to Conductor:

Capacitance (pF/ft)

#### Nom. Capacitance Cond. to Other Conductor & Shield:

Capacitance (pF/ft)

#### Nom. Conductor DC Resistance:

DCR @ 20°C (Ohm/1000 ft)

#### Nominal Outer Shield DC Resistance:

DCR @ 20°C (Ohm/1000 ft)

#### Max. Operating Voltage - UL:

Voltage

#### Max. Recommended Current:

Current

## 9512 Multi-Conductor - 300V Power-Limited Tray Cable

3.8 Amps per conductor @ 25°C

### Put Ups and Colors:

Item #	Putup	Ship Weight	Color	Notes	Item Desc
9512 0601000	1,000 FT	42.000 LB	CHROME	C	2 PR #22 PVC FS PVC
9512 060500	500 FT	22.000 LB	CHROME	C	2 PR #22 PVC FS PVC

**Notes:**

C = CRATE REEL PUT-UP.

# UL Instrumentation Cable

## 300V Power-Limited Tray Cables

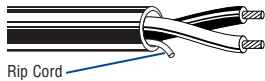
### Industrial Grade Sunlight- and Oil-Resistant Jackets

Description	Part No.	No. of Pairs	Color Code	Standard Lengths		Standard Unit Weight		Jacket Thickness		Nominal OD		Maximum Pull Tension		Minimum Bend Radius	
				Ft.	m	Lbs.	kg	Inch	mm	Inch	mm	Lbs.	N	Inch	mm

**22 AWG Pairs** Stranded (7x30) Tinned Copper Conductors • Twisted Pairs

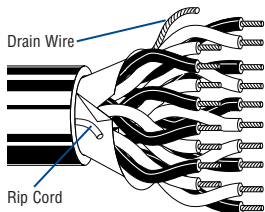
**Unshielded • PVC Insulation • Chrome PVC Jacket**

NEC: PLTC, ITC, CMG CEC: CMG FT4 IEEE 1202/383 ICEA T-29-520	<b>9407</b>	1	E2	U-500 U-1000	U-152.4 U-304.8	10.0 19.0	4.3 8.2	.037	.94	.198	5.03	19	84	2.00	50.80
---	-------------	---	----	-----------------	--------------------	--------------	------------	------	-----	------	------	----	----	------	-------



**Overall Beldfoil® Shield (100% Coverage) • PVC Insulation • Chrome PVC Jacket**

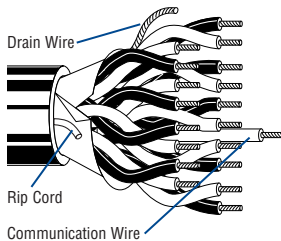
NEC: PLTC, ITC, CMG CEC: CMG FT4 IEEE 1202/383 ICEA T-29-520	<b>9322</b>	1	E2	U-500 U-1000	U-152.4 U-304.8	11.0 22.0	5.0 10.0	.037	.94	.201	5.10	28	124	2.00	50.80
	<b>9512</b>	2	E2	500 1000	152.4 304.8	22.0 42.0	10.0 19.1	.042	1.07	.310	7.82	46	204	3.00	76.20
	<b>9513</b>	3	E2	500 1000	152.4 304.8	26.5 51.0	11.6 23.2	.042	1.07	.324	8.23	63	280	3.25	82.55
	<b>9514</b>	4	E2	500 1000	152.4 304.8	33.0 67.0	14.8 30.5	.042	1.07	.356	9.04	80	355	3.50	88.90
	<b>9516</b>	6	E2	500 1000	152.4 304.8	45.0 89.0	20.4 40.4	.053	1.35	.418	10.62	118	524	4.25	107.95
	<b>9520</b>	9	E2	500 1000	152.4 304.8	64.5 121.0	29.3 55.0	.053	1.35	.482	12.29	172	765	4.75	120.65
	<b>9521</b>	11	E2	500 1000	152.4 304.8	73.0 147.0	32.7 66.4	.053	1.35	.506	12.85	200	889	5.35	135.89
	<b>9524</b>	15	E2	500 1000	152.4 304.8	89.5 178.0	40.7 80.9	.053	1.35	.594	15.09	280	1245	6.00	152.40
	<b>9526</b>	19	E2	500 1000	152.4 304.8	114.5 224.0	52.0 101.8	.063	1.60	.644	16.36	350	1557	6.33	160.78
	<b>9527</b>	27	E2	500 1000 †	152.4 304.8	156.5 321.0	71.1 145.9	.063	1.60	.763	19.38	500	2224	7.50	190.50



**22 AWG Pairs** Stranded (7x30) Bare Copper Conductors\* • Twisted Pairs

**Overall Beldfoil Shield (100% Coverage) • PVC Insulation • PVC Jacket (Black or Chrome)**

NEC: PLTC, ITC, CMG CEC: CMG FT4 IEEE 1202/383 ICEA T-29-520	<b>3000A**</b>	2	E1	Bulk††	Bulk	—	—	.043	1.09	.310	7.87	46	204	3.00	76.20
	<b>3004A**</b>	4	E1	Bulk††	Bulk	—	—	.042	1.07	.357	9.01	80	355	3.50	88.90
	<b>3006A**</b>	8	E1	Bulk††	Bulk	—	—	.053	1.35	.450	11.43	172	765	4.75	120.65
	<b>3008A**</b>	12	E1	Bulk††	Bulk	—	—	.053	1.35	.536	13.61	210	934	5.00	127.00
	<b>3010A**</b>	16	E1	Bulk††	Bulk	—	—	.053	1.35	.594	15.09	290	1290	6.00	152.40
	<b>3012A**</b>	24	E1	Bulk††	Bulk	—	—	.065	1.65	.749	19.02	440	1957	7.50	190.50
	<b>3014A**</b>	50	E1	Bulk††	Bulk	—	—	.075	1.91	1.017	25.80	915	4070	9.50	241.30



PVC = Polyvinyl Chloride

\*For tinned copper conductors, order with B suffix.

\*\*For Exposed Run rated cable (3000 series only), order with E suffix, e.g. 3000AE.

†Final put-up length may vary ±10% from length shown.

††Bulk = Check length available for specific construction.

E1, E2 = Refer to Industrial Technical Information section for color code. Alternate color coding available upon request.

Multiple pair or triad cables have each pair/triad numbered for ease of identification.